



DIVISION OF AMERITRADE INC
 P O BOX 2209
 OMAHA NE, 68103-2209
 800-669-3900



Account No.

Your Representative
BB

Statement Period
08/30/2003-09/26/2003

JESSE C STINE
 ATLANTA, GA 30305

*STREAMING NEWS OFFERS REAL-TIME
 STREAMING NEWS STORIES FOR ONLY
 \$29.99 A MONTH. AND IT'S FREE FOR
 APEX. SIGN UP NOW AND GET THE
 FIRST 30 DAYS FREE! LOG ON TODAY
 TO LEARN MORE.*

Account Summary As Of 09/26/2003

Client Accounts Protected Up To \$25,000,000

Portfolio Summary			Money Balance Summary		
	Current Month Value	% of Long Value	Account Type	Opening Balance	Closing Balance
Stocks	\$4,163	100.0	Margin Account (2)	\$0.00	\$69.46
*Long Market Value	\$4,163	100.0	Net Cash Balance	\$0.00	\$69.46
Margin Account (2) Balance	\$69		Total Money Balance	\$0.00	\$69.46
*Net Account Value	\$4,232				
*Total Equity	\$4,232				
*Excludes unpriced securities(NP)					

Security Positions					
Acct Type	Quantity	Description	Ticker Symbol	Market Price	Market Value
2	300	LOUDEYE CORP COM	LOUD	\$2.08	\$624
2	1410	VASCO DATA SECURITY INTL COM	VDSI	2.51	3,539
Total Account Value					\$4,163

Account Activity						
Trade Date	Settle Date	Description	Quantity	Price /Rate	Debit	Credit
		OPENING BAL MARGIN ACCOUNT				\$0.00
08/29/2003	08/29/2003	JOURNAL TOA CASH BALANCE IN				5.15
08/29/2003	08/29/2003	RECEIVED MEDIX RESOURCES INC COM TOA FROM NATIONAL INVESTORS SERVICES CORP SD 08/29/2003 00	14690			
08/29/2003	08/29/2003	RECEIVED MEDIX RESOURCES INC COM TOA FROM SCOTTRADE INC SD 08/29/2003 0705	16000			
08/29/2003	08/29/2003	JOURNAL TOA CASH BALANCE IN			5.70	



DIVISION OF AMERITRADE INC
 P O BOX 2209
 OMAHA NE, 68103-2209
 800-669-3900



Account No.

Your Representative
BB

Statement Period
09/27/2003-10/31/2003

JESSE C STINE
 ATLANTA, GA 30305-2148

*WITH ADVANCED ANALYZER(TM), YOU GET
 COMPLEX SCREENING, STOCK QUOTES,
 CHARTING WITH EXTENSIVE ANALYTICAL
 TOOLS, RESEARCH AND MORE FOR ONLY
 \$19.99 MONTHLY. AND YOU GET THE
 FIRST 30 DAYS FREE! LOG ON TODAY.*

Account Summary As Of 10/31/2003

Client Accounts Protected Up To \$25,000,000

Portfolio Summary			Money Balance Summary		
	Current Month Value	% of Long Value	Account Type	Opening Balance	Closing Balance
Stocks	\$163,650	100.0	Margin Account (2)	\$69.46	\$(59,531.01)
*Long Market Value	\$163,650	100.0	Net Cash Balance	\$69.46	\$(59,531.01)
Margin Account (2) Balance	\$(59,531)		Total Money Balance	\$69.46	\$(59,531.01)
*Net Account Value	\$104,119				
*Total Equity	\$104,119				
*Excludes unpriced securities(NP)					

Income Summary		
Description	Current	Year to Date
Margin Interest Charged	\$10.23	\$10.23

Security Positions					
Acct Type	Quantity	Description	Ticker Symbol	Market Price	Market Value
2	3000	GILEAD SCIENCES INC COM	GILD	\$54.55	\$163,650
Total Account Value					\$163,650

Account Activity						
Trade Date	Settle Date	Description	Quantity	Price /Rate	Debit	Credit
		OPENING BAL MARGIN ACCOUNT				\$69.46
09/24/2003	09/29/2003	SELL VASCO DATA SECURITY INTL COM	1410	2.46		3,457.44
09/24/2003	09/29/2003	BUY US DATAWORKS INC 1:5 REV 9/29/03 91729G301	5600	0.62	3,482.99	
09/29/2003	09/29/2003	DIV/INT			10.23	



DIVISION OF AMERITRADE INC
 P O BOX 2209
 OMAHA NE, 68103-2209
 800-669-3900



Account No.

Your Representative
BB

Statement Period
11/01/2003-11/28/2003

JESSE C STINE
 ATLANTA, GA 30305-2148

ELECTRONIC FUNDING IS A CONVENIENT WAY TO MOVE FUNDS BETWEEN YOUR AMERITRADE(R) ACCOUNT AND YOUR BANK ACCOUNT WITHOUT PAPERWORK HASSLES. SET UP A ONE-TIME OR RECURRING DEPOSIT. LOG ON TODAY!

Account Summary As Of 11/28/2003

Client Accounts Protected Up To \$25,000,000

Portfolio Summary			Money Balance Summary		
	Current Month Value	% of Long Value	Account Type	Opening Balance	Closing Balance
Stocks	\$141,379	100.0	Margin Account (2)	\$69.46	\$(60,895.21)
*Long Market Value	\$141,379	100.0	Net Cash Balance	\$69.46	\$(60,895.21)
Margin Account (2) Balance	\$(60,895)		Total Money Balance	\$69.46	\$(60,895.21)
*Net Account Value	\$80,484				
*Total Equity	\$80,484				
*Excludes unpriced securities(NP)					

Income Summary		
Description	Current	Year to Date
Margin Interest Charged	\$137.61	\$137.61

Security Positions					
Acct Type	Quantity	Description	Ticker Symbol	Market Price	Market Value
2	20401	TRM CORPORATION COM	TRMM	\$6.93	\$141,379
Total Account Value					\$141,379

Account Activity						
Trade Date	Settle Date	Description	Quantity	Price /Rate	Debit	Credit
		OPENING BAL MARGIN ACCOUNT				\$69.46
09/24/2003	09/29/2003	SELL VASCO DATA SECURITY INTL COM	1410	2.46		3,457.44
09/24/2003	09/29/2003	BUY US DATAWORKS INC 1:5 REV 9/29/03 91729G301	5600	0.62	3,482.99	
09/29/2003	09/29/2003	DIV/INT			10.23	



DIVISION OF AMERITRADE INC
 P O BOX 2209
 OMAHA NE, 68103-2209
 800-669-3900



Account No.

Your Representative
BB

Statement Period
11/29/2003-12/31/2003

JESSE C STINE
 ATLANTA, GA 30305-2148

SPECIAL OFFER FOR AMERITRADE CLIENTS - SUBSCRIBE TO GAINSKEEPER AND GET A 30-DAY FREE TRIAL. THEN, YOU'LL ENJOY A 20% DISCOUNT OFF THE REGULAR SUBSCRIPTION RATE! GO TO WWW.GAINSKEEPER.COM/AMTD/MAIN.HTM

Account Summary As Of 12/31/2003

Client Accounts Protected Up To \$25,000,000

Portfolio Summary			Money Balance Summary		
	Current Month Value	% of Long Value	Account Type	Opening Balance	Closing Balance
Stocks	\$174,021	100.0	Margin Account (2)	\$69.46	\$(63,108.10)
*Long Market Value	\$174,021	100.0	Net Cash Balance	\$69.46	\$(63,108.10)
Margin Account (2) Balance	\$(63,108)		Total Money Balance	\$69.46	\$(63,108.10)
*Net Account Value	\$110,913				
*Total Equity	\$110,913				
*Excludes unpriced securities(NP)					

Income Summary		
Description	Current	Year to Date
Interest Income Credit Balance	\$0.19	\$0.19
Margin Interest Charged	350.69	350.69

Security Positions					
Acct Type	Quantity	Description	Ticker Symbol	Market Price	Market Value
2	20401	TRM CORPORATION COM	TRMM	\$8.53	\$174,021
Total Account Value					\$174,021

Account Activity						
Trade Date	Settle Date	Description	Quantity	Price /Rate	Debit	Credit
		OPENING BAL MARGIN ACCOUNT				\$69.46
09/24/2003	09/29/2003	SELL VASCO DATA SECURITY INTL COM	1410	2.46		3,457.44
09/24/2003	09/29/2003	BUY US DATAWORKS INC 1:5 REV 9/29/03 91729G301	5600	0.62	3,482.99	



DIVISION OF AMERITRADE INC
 P O BOX 2209
 OMAHA NE, 68103-2209
 800-669-3900



Account No.

Your Representative
BB

Statement Period
01/01/2004-01/30/2004

JESSE C STINE
 ATLANTA, GA 30305-2148

TAX SEASON IS HERE. WITH AN
 AMERITRADE(R) IRA YOU CAN INVEST
 IN EQUITIES, MUTUAL FUNDS AND ETFS.
 REMEMBER, QUALIFYING 2003 TAX
 YEAR IRA CONTRIBUTIONS MUST BE
 MADE PRIOR TO APRIL 15, 2004.

Account Summary As Of 01/30/2004

Client Accounts Protected Up To \$25,000,000

Portfolio Summary			Money Balance Summary		
	Current Month Value	% of Long Value	Account Type	Opening Balance	Closing Balance
Stocks	\$295,047	100.0	Margin Account (2)	\$(63,108.10)	\$(149,898.94)
*Long Market Value	\$295,047	100.0	Net Cash Balance	\$(63,108.10)	\$(149,898.94)
Margin Account (2) Balance	\$(149,899)		Total Money Balance	\$(63,108.10)	\$(149,898.94)
*Net Account Value	\$145,148				
*Total Equity	\$145,148				
*Excludes unpriced securities(NP)					

Income Summary		
Description	Current	Year to Date
Margin Interest Charged	\$336.36	\$336.36

Security Positions					
Acct Type	Quantity	Description	Ticker Symbol	Market Price	Market Value
2	9825	NAVARRE CORP COM	NAVR	\$6.09	\$59,834
2	23711	TRM CORPORATION COM	TRMM	9.92	235,213
Total Account Value					\$295,047

Account Activity						
Trade Date	Settle Date	Description	Quantity	Price /Rate	Debit	Credit
		OPENING BAL MARGIN ACCOUNT			\$63,108.10	
01/02/2004	01/02/2004	DIV/INT MARGIN INTEREST CHARGE Payable: 12/31/2003			336.36	
01/07/2004	01/12/2004	BUY SIGMATRON INTL INC COM	1500	27.69	41,545.99	



DIVISION OF AMERITRADE INC
 P O BOX 2209
 OMAHA NE, 68103-2209
 800-669-3900



Account No.

Your Representative
BB

Statement Period
01/31/2004-02/27/2004

JESSE C STINE
 ATLANTA, GA 30305-2148

TAX SEASON IS HERE. WITH AN AMERITRADE(R) IRA YOU CAN INVEST IN EQUITIES, MUTUAL FUNDS AND ETFS. REMEMBER, QUALIFYING 2003 TAX YEAR IRA CONTRIBUTIONS MUST BE MADE PRIOR TO APRIL 15, 2004.

Account Summary As Of 02/27/2004

Client Accounts Protected Up To \$25,000,000

Portfolio Summary			Money Balance Summary		
	Current Month Value	% of Long Value	Account Type	Opening Balance	Closing Balance
Stocks	\$389,408	100.0	Margin Account (2)	\$(63,108.10)	\$(195,724.48)
*Long Market Value	\$389,408	100.0	Net Cash Balance	\$(63,108.10)	\$(195,724.48)
Margin Account (2) Balance	\$(195,724)		Total Money Balance	\$(63,108.10)	\$(195,724.48)
*Net Account Value	\$193,684				
*Total Equity	\$193,684				
*Excludes unpriced securities(NP)					

Income Summary		
Description	Current	Year to Date
Margin Interest Charged	\$900.62	\$900.62

Security Positions					
Acct Type	Quantity	Description	Ticker Symbol	Market Price	Market Value
2	3075	ENCORE WIRE CORP COM	WIRE	\$29.81	\$91,666
2	25211	TRM CORPORATION COM	TRMM	11.81	297,742
Total Account Value					\$389,408

Account Activity						
Trade Date	Settle Date	Description	Quantity	Price /Rate	Debit	Credit
		OPENING BAL MARGIN ACCOUNT			\$63,108.10	
01/02/2004	01/02/2004	DIV/INT MARGIN INTEREST CHARGE Payable: 12/31/2003			336.36	
01/07/2004	01/12/2004	BUY SIGMATRON INTL INC COM	1500	27.89	41,545.99	



DIVISION OF AMERITRADE INC
 P O BOX 2209
 OMAHA NE, 68103-2209
 800-669-3900



Account No.

Your Representative
BB

Statement Period
02/28/2004-03/26/2004

JESSE C STINE
 ATLANTA, GA 30305-2148

TAX REMINDER: YOU CAN ACCESS YOUR ACCOUNT STATEMENTS DATING BACK TO JUNE 2000 ON OUR WEB SITE. LOG ON TO YOUR ACCOUNT AND CLICK ON THE "ELECTRONIC STATEMENTS" LINK UNDER MYACCOUNT.

Account Summary As Of 03/26/2004

Client Accounts Protected Up To \$25,000,000

Portfolio Summary			Money Balance Summary		
	Current Month Value	% of Long Value	Account Type	Opening Balance	Closing Balance
Stocks	\$725,781	100.0	Margin Account (2)	\$(63,108.10)	\$(294,479.23)
*Long Market Value	\$725,781	100.0	Net Cash Balance	\$(63,108.10)	\$(294,479.23)
Margin Account (2) Balance	\$(294,479)		Total Money Balance	\$(63,108.10)	\$(294,479.23)
*Net Account Value	\$431,302				
*Total Equity	\$431,302				
*Excludes unpriced securities(NP)					

Income Summary		
Description	Current	Year to Date
Margin Interest Charged	\$1,630.77	\$1,630.77

Security Positions					
Acct Type	Quantity	Description	Ticker Symbol	Market Price	Market Value
2	38199	TRM CORPORATION COM	TRMM	\$19.00	\$725,781
Total Account Value					\$725,781

Account Activity						
Trade Date	Settle Date	Description	Quantity	Price /Rate	Debit	Credit
		OPENING BAL MARGIN ACCOUNT			\$63,108.10	
01/02/2004	01/02/2004	DIV/INT MARGIN INTEREST CHARGE Payable: 12/31/2003			336.36	
01/07/2004	01/12/2004	BUY SIGMATRON INTL INC COM	1500	27.69	41,545.99	
01/07/2004	01/12/2004	BUY	100	27.35	2,745.99	



DIVISION OF AMERITRADE INC
 P O BOX 2209
 OMAHA NE, 68103-2209
 800-669-3900



Account No.

Your Representative
BB

Statement Period
03/27/2004-04/30/2004

JESSF C STINE
 ATLANTA, GA 30305-2148

THE ACTIVATION PRICE OF A TRAILING STOP TRAILS THE PRICE OF YOUR STOCK HELPING TO PROTECT YOUR GAINS AND MINIMIZE RISK. TRAILING STOPS CAN BE ENTERED IN POINTS OR BY PERCENT. LOG ON AND LEARN MORE!

Account Summary As Of 04/30/2004

Client Accounts Protected Up To \$25,000,000

Portfolio Summary			Money Balance Summary		
	Current Month Value	% of Long Value	Account Type	Opening Balance	Closing Balance
Stocks	\$842,298	100.0	Margin Account (2)	\$(294,479.23)	\$(604,027.11)
*Long Market Value	\$842,298	100.0	Net Cash Balance	\$(294,479.23)	\$(604,027.11)
Margin Account (2) Balance	\$(604,027)		Total Money Balance	\$(294,479.23)	\$(604,027.11)
*Net Account Value	\$238,271				
*Total Equity	\$238,271				
*Excludes unpriced securities(NP)					

Income Summary		
Description	Current	Year to Date
Margin Interest Charged	\$1,029.70	\$2,660.47

Security Positions					
Acct Type	Quantity	Description	Ticker Symbol	Market Price	Market Value
2	56912	TRM CORPORATION COM	TRMM	\$14.80	\$842,298
Total Account Value					\$842,298

Account Activity						
Trade Date	Settle Date	Description	Quantity	Price /Rate	Debit	Credit
		OPENING BAL MARGIN ACCOUNT			\$294,479.23	
03/24/2004	03/29/2004	BUY ACS-TECH80 LTD COM	500	6.89	3,445.00	
03/24/2004	03/29/2004	BUY ACS-TECH80 LTD COM	100	6.91	691.00	
03/24/2004	03/29/2004	BUY	2604	6.92	18,030.67	



DIVISION OF AMERITRADE INC
 P O BOX 2209
 OMAHA NE, 68103-2209
 800-669-3900



Account No.

Your Representative
BB

Statement Period
05/01/2004-05/28/2004

JESSE C STINE
 ATLANTA, GA 30305-2148

SPECIAL OFFER FOR AMERITRADE APEX CLIENTS! GET COMMISSION-FREE TRADES TO USE IN THE MONTH OF JUNE. LOG ON AND VISIT "WHAT'S NEW" ON THE HOME TAB FOR COMPLETE DETAILS.

Account Summary As Of 05/28/2004

Client Accounts Protected Up To \$25,000,000

Portfolio Summary			Money Balance Summary		
	Current Month Value	% of Long Value	Account Type	Opening Balance	Closing Balance
Stocks	\$233,508	98.6	Margin Account (2)	\$(294,479.23)	\$(76,814.49)
WARRANTS/RIGHTS	3,370	1.4	Net Cash Balance	\$(294,479.23)	\$(76,814.49)
*Long Market Value	\$236,878	100.0	Total Money Balance	\$(294,479.23)	\$(76,814.49)
Margin Account (2) Balance	\$(76,814)				
*Net Account Value	\$160,064				
*Total Equity	\$160,064				
*Excludes unpriced securities(NP)					

Income Summary		
Description	Current	Year to Date
Margin Interest Charged	\$3,772.26	\$5,403.03

Security Positions					
Acct Type	Quantity	Description	Ticker Symbol	Market Price	Market Value
2	4000	FRIEDMAN BILLINGS RAMSEY REIT CL A	FBR	\$19.50	\$78,000
2	3000	METALS USA INC COM	MUSA	14.90	44,700
2	1000	METALS USA INC EQUITY WARRANT EXP 10/31/2007	MUSAW	3.37	3,370
2	11701	ACS-TECH80 LTD COM	ACSEF	9.47	110,808
Total Account Value					\$236,878

Account Activity						
Trade Date	Settle Date	Description	Quantity	Price /Rate	Debit	Credit
		OPENING BAL MARGIN ACCOUNT			\$294,479.23	
03/24/2004	03/29/2004	BUY	500	6.89	3,445.00	



DIVISION OF AMERITRADE INC
 P O BOX 2209
 OMAHA NE, 68103-2209
 800-669-3900



Account No.

Your Representative
BB

Statement Period
05/29/2004-06/25/2004

JESSE C STINE
 ATLANTA, GA 30305-2148

SHARE THE TOOLS, VALUE AND SERVICE
 OF AMERITRADE WITH YOUR FRIENDS AND
 EARN COMMISSION-FREE TRADES FOR
 EACH FRIEND THAT OPENS AND FUNDS AN
 ACCOUNT. REFER A FRIEND TODAY! LOG
 ON TO YOUR ACCOUNT TO LEARN MORE.

Account Summary As Of 06/25/2004

Client Accounts Protected Up To \$25,000,000

Portfolio Summary			Money Balance Summary		
	Current Month Value	% of Long Value	Account Type	Opening Balance	Closing Balance
Stocks	\$265,738	98.5	Margin Account (2)	\$(294,479.23)	\$(116,993.22)
WARRANTS/RIGHTS	3,970	1.5	Net Cash Balance	\$(294,479.23)	\$(116,993.22)
*Long Market Value	\$269,708	100.0	Total Money Balance	\$(294,479.23)	\$(116,993.22)
Margin Account (2) Balance	\$(116,993)				
*Net Account Value	\$152,715				
*Total Equity	\$152,715				
*Excludes unpriced securities(NP)					

Income Summary		
Description	Current	Year to Date
Interest Income Credit Balance	\$0.22	\$0.22
Margin Interest Charged	4,824.12	6,454.89

Security Positions					
Acct Type	Quantity	Description	Ticker Symbol	Market Price	Market Value
2	2700	METALS USA INC COM	MUSA	\$16.68	\$45,036
2	1000	METALS USA INC EQUITY WARRANT EXP 10/31/2007	MUSAW	3.97	3,970
2	3667	ACCENTURE LTD COM	ACN	27.47	100,732
2	13950	ACS-TECH80 LTD COM	ACSEF	8.60	119,970
Total Account Value					\$269,708

Account Activity						
Trade Date	Settle Date	Description	Quantity	Price /Rate	Debit	Credit



DIVISION OF AMERITRADE INC
 P O BOX 2209
 OMAHA NE, 68103-2209
 800-669-3900



Account No.

Your Representative
BB

Statement Period
06/26/2004-07/30/2004

JESSE C STINE
 ATLANTA, GA 30305-2148

*NO SERVICE FEES - STARTING IN JULY,
 APEX CLIENTS WILL NO LONGER PAY
 SERVICE FEES FOR FREQUENTLY USED
 SERVICES, SUCH AS WIRE TRANSFERS,
 CHECKBOOK REORDERS AND MORE! OTHER
 FEES AND COMMISSIONS STILL APPLY.*

Account Summary As Of 07/30/2004

Client Accounts Protected Up To \$25,000,000

Portfolio Summary			Money Balance Summary		
	Current Month Value	% of Long Value	Account Type	Opening Balance	Closing Balance
Stocks	\$365,109	98.9	Margin Account (2)	\$(116,993.22)	\$(175,359.38)
WARRANTS/RIGHTS	3,900	1.1	Net Cash Balance	\$(116,993.22)	\$(175,359.38)
*Long Market Value	\$369,009	100.0	Total Money Balance	\$(116,993.22)	\$(175,359.38)
Margin Account (2) Balance	\$(175,359)				
*Net Account Value	\$193,650				
*Total Equity	\$193,650				
*Excludes unpriced securities(NP)					

Income Summary		
Description	Current	Year to Date
Interest Income Credit Balance	\$0.40	\$0.62
Margin Interest Charged	460.89	6,915.78

Security Positions					
Acct Type	Quantity	Description	Ticker Symbol	Market Price	Market Value
2	20700	ALDILA INC COM	ALDA	\$12.70	\$262,890
2	3000	METALS USA INC COM	MUSA	16.35	49,050
2	1000	METALS USA INC EQUITY WARRANT EXP 10/31/2007	MUSAW	3.90	3,900
2	3864	NOVATEL INC COM	NGPS	13.76	53,169
Total Account Value					\$369,009

Account Activity						
Trade Date	Settle Date	Description	Quantity	Price /Rate	Debit	Credit



DIVISION OF AMERITRADE INC
 P O BOX 2209
 OMAHA NE, 68103-2209
 800-669-3900



Account No.

Your Representative
BB

Statement Period
07/31/2004-08/27/2004

JESSE C STINE
 ATLANTA, GA 30305-2148

ONLY ON THE NEW WEB SITE! TRADE TRIGGERS LET YOU TAKE ACTION IN YOUR ACCOUNT, EVEN WHEN YOU'RE NOT LOGGED ON. CHECK OUT TRADE TRIGGERS ON THE NEW WEB SITE BY CLICKING "TRADE TRIGGERS" ON THE TRADE MENU.

Account Summary As Of 08/27/2004

Client Accounts Protected Up To \$25,000,000

Portfolio Summary			Money Balance Summary		
	Current Month Value	% of Long Value	Account Type	Opening Balance	Closing Balance
*Short Market Value	(\$176,256)		Short Account (3)	\$0.00	\$173,145.97
Short Account (3) Balance	\$173,146		Margin Account (2)	\$(116,993.22)	\$160,350.23
Margin Account (2) Balance	\$160,350				
*Net Account Value	\$157,240		Net Cash Balance	\$(116,993.22)	\$333,496.20
*Total Equity	\$157,240		Total Money Balance	\$(116,993.22)	\$333,496.20
*Excludes unpriced securities(NP)					

Income Summary		
Description	Current	Year to Date
Interest Income Credit Balance	\$0.69	\$0.91
Margin Interest Charged	1,535.55	7,990.44

Security Positions					
Acct Type	Quantity	Description	Ticker Symbol	Market Price	Market Value
3	(5100)	NASDAQ-100 SHARES INDEX SHARES	QQQ	\$34.56	\$(176,256)
Total Account Value					\$176,256

Account Activity						
Trade Date	Settle Date	Description	Quantity	Price /Rate	Debit	Credit
		OPENING BAL MARGIN ACCOUNT			\$116,993.22	
06/23/2004	06/28/2004	BUY NU SKIN ENTERPRISES INC. COM CL A	700	24.37	17,069.99	
06/23/2004	06/28/2004	BUY NU SKIN ENTERPRISES INC. COM CL A	200	24.34	4,878.99	



DIVISION OF AMERITRADE INC
 P O BOX 2209
 OMAHA NE, 68103-2209
 800-669-3900



Account No.

Your Representative
BB

Statement Period
08/28/2004-09/24/2004

JESSE C STINF
 ATLANTA, GA 30305-2148

ANOTHER NEW APEX ADVANTAGE - APEX
 CLIENTS THAT LIVE OR TRAVEL OUTSIDE
 THE U.S. HAVE ACCESS TO A NEW
 TOLL-FREE NUMBER. YOU CAN REACH
 CLIENT SERVICES AT 800-598-2629.

Account Summary As Of 09/24/2004

Client Accounts Protected Up To \$25,000,000

Portfolio Summary			Money Balance Summary		
	Current Month Value	% of Long Value	Account Type	Opening Balance	Closing Balance
Stocks	\$496,866	100.0	Short Account (3)	\$0.00	\$0.00
*Long Market Value	\$496,866	100.0	Margin Account (2)	\$(116,993.22)	\$(288,719.23)
Short Account (3) Balance	\$0		Net Cash Balance	\$(116,993.22)	\$(288,719.23)
Margin Account (2) Balance	\$(288,719)		Total Money Balance	\$(116,993.22)	\$(288,719.23)
*Net Account Value	\$208,147				
*Total Equity	\$208,147				
*Excludes unpriced securities(NP)					

Income Summary		
Description	Current	Year to Date
Interest Income Credit Balance	\$7.76	\$7.98
Margin Interest Charged	2,167.47	8,622.36

Security Positions					
Acct Type	Quantity	Description	Ticker Symbol	Market Price	Market Value
2	6500	ACR GROUP INC COM	ACRG	\$2.13	\$13,845
2	7000	MATRIX SVC CO COM	MTRX	5.64	39,480
2	20455	SMTEK INTL INC COM	SMTI	11.21	229,301
2	30562	US HOME SYSTEMS INC COM	USHS	7.01	214,240
Total Account Value					\$496,866

Account Activity						
Trade Date	Settle Date	Description	Quantity	Price /Rate	Debit	Credit
		OPENING BAL MARGIN ACCOUNT			\$116,993.22	



DIVISION OF AMERITRADE INC
 P O BOX 2209
 OMAHA NE, 68103-2209
 800-669-3900



Account No.

Your Representative
BB

Statement Period
09/25/2004-10/29/2004

JESSE C STINE
 ATLANTA, GA 30305-2148

ONLY ON THE NEW WEB SITE! TRADE TRIGGERS LET YOU TAKE ACTION IN YOUR ACCOUNT, EVEN WHEN YOU'RE NOT LOGGED ON. CHECK OUT TRADE TRIGGERS ON THE NEW WEB SITE ON THE TRADE DROP-DOWN MENU.

Account Summary As Of 10/29/2004

Client Accounts Protected Up To \$25,000,000

Portfolio Summary			Money Balance Summary		
	Current Month Value	% of Long Value	Account Type	Opening Balance	Closing Balance
Stocks	\$289,873	100.0	Margin Account (2)	\$(288,719.23)	\$(22,779.89)
*Long Market Value	\$289,873	100.0	Net Cash Balance	\$(288,719.23)	\$(22,779.89)
Margin Account (2) Balance	\$(22,780)		Total Money Balance	\$(288,719.23)	\$(22,779.89)
*Net Account Value	\$267,093				
*Total Equity	\$267,093				
*Excludes unpriced securities(NP)					

Income Summary		
Description	Current	Year to Date
Interest Income Credit Balance	\$5.03	\$13.01
Margin Interest Charged	812.08	9,434.44

Security Positions					
Acct Type	Quantity	Description	Ticker Symbol	Market Price	Market Value
2	20166	SMTEK INTL INC COM	SMTI	\$13.24	\$266,998
2	2720	THE CRONOS GROUP COM	CRNS	8.41	22,875
Total Account Value					\$289,873

Account Activity						
Trade Date	Settle Date	Description	Quantity	Price /Rate	Debit	Credit
		OPENING BAL MARGIN ACCOUNT			\$288,719.23	
09/27/2004	09/27/2004	DIV/INT MARGIN INTEREST CHARGE Payable: 09/24/2004			812.08	
		DIV/INT				



DIVISION OF AMERITRADE INC
 P O BOX 2209
 OMAHA NE, 68103-2209
 800-669-3900



Account No.

Your Representative
BB

Statement Period
10/30/2004-11/26/2004

JESSE C STINE
 ATLANTA, GA

SNAPTICKET ON THE NEW WEB SITE
 ENABLES YOU TO ENTER AN ORDER FROM
 ALMOST ANYWHERE ONLINE. KEEP THIS
 COMPACT ORDER SCREEN AT THE BOTTOM
 OF OUR SITE, OR DETACH IT AND PUT
 IT ANYWHERE ON YOUR SCREEN.

Account Summary As Of 11/26/2004

Client Accounts Protected Up To \$25,000,000

Portfolio Summary			Money Balance Summary		
	Current Month Value	% of Long Value	Account Type	Opening Balance	Closing Balance
Stocks	\$861,995	100.0	Margin Account (2)	\$(288,719.23)	\$(382,892.90)
*Long Market Value	\$861,995	100.0	Net Cash Balance	\$(288,719.23)	\$(382,892.90)
Margin Account (2) Balance	\$(382,893)		Total Money Balance	\$(288,719.23)	\$(382,892.90)
*Net Account Value	\$479,102				
*Total Equity	\$479,102				
*Excludes unpriced securities(NP)					

Income Summary		
Description	Current	Year to Date
Interest Income Credit Balance	\$5.09	\$13.07
Margin Interest Charged	2,176.25	10,798.61

Security Positions					
Acct Type	Quantity	Description	Ticker Symbol	Market Price	Market Value
2	139300	AVANEX CORP COM	AVNX	\$3.07	\$427,651
2	76100	MRV COMMUNICATIONS INC COM	MRVC	3.92	298,312
2	9600	SMTEK INTL INC COM	SMTI	14.17	136,032
Total Account Value					\$861,995

Account Activity						
Trade Date	Settle Date	Description	Quantity	Price /Rate	Debit	Credit
		OPENING BAL MARGIN ACCOUNT			\$288,719.23	
09/27/2004	09/27/2004	DIV/INT MARGIN INTEREST CHARGE Payable: 09/24/2004			812.08	



DIVISION OF AMERITRADE INC
 PO BOX 2209
 OMAHA NE, 68103-2209
 800-669-3900



Account No.

Your Representative
BB

Statement Period
11/27/2004-12/31/2004

JESSE C STINE
 ATLANTA, GA 30305-2148

*VIEW LIQUIDITY LIKE NEVER BEFORE!
 QUOTESCOPE(TM) ENABLES YOU TO
 VISUALIZE MARKET INFORMATION AT
 A GLANCE AND PLACE TRADES WITH
 JUST ONE CLICK. IT'S FREE AND ONLY
 AVAILABLE AT AMERITRADE!*

Account Summary As Of 12/31/2004

Client Accounts Protected Up To \$25,000,000

Apex Savings

Your Apex status continues to save you money. You saved an estimated \$40.00 in service fees this month. FREE access to NASDAQ Level II, Streaming News and Advanced Analyzer saves you \$59.97 per month in subscription fees.

Portfolio Summary			Money Balance Summary		
	Current Month Value	% of Long Value	Account Type	Opening Balance	Closing Balance
Stocks	\$1,181,332	100.0	Margin Account (2)	\$(288,719.23)	\$(595,024.18)
*Long Market Value	\$1,181,332	100.0	Net Cash Balance	\$(288,719.23)	\$(595,024.18)
Margin Account (2) Balance	\$(595,024)		Total Money Balance	\$(288,719.23)	\$(595,024.18)
*Net Account Value	\$586,308				
*Total Equity	\$586,308				
*Excludes unpriced securities(NP)					

Income Summary		
Description	Current	Year to Date
Interest Income Credit Balance	\$5.09	\$13.07
Margin Interest Charged	3,170.99	11,793.35

Security Positions					
Acct Type	Quantity	Description	Ticker Symbol	Market Price	Market Value
2	82500	AVANEX CORP COM	AVNX	\$3.31	\$273,075
2	27000	BROADWING CORP COM	BWNG	9.11	245,970
2	18453	BUTLER INTERNATIONAL INC CM	BUTL	5.328	98,318
2	12400	FORWARD INDUSTRIES INC COM	FORD	4.18	51,832
2	5000	W R GRACE & CO COM	GRA	13.61	68,050
2	47000	RURAL/METRO CORP COM	RURL	4.95	232,650
2	6000	SANDS REGENT COM	SNDS	13.00	78,000



DIVISION OF AMERITRADE INC
 PO BOX 2209
 OMAHA NE, 68103-2209
 800-669-3900



Account No.

Your Representative
BB

Statement Period
01/01/2005-01/28/2005

JESSE C STINE
 ATLANTA, GA 30305-2148

TAX REMINDER: YOU CAN ACCESS YOUR ACCOUNT STATEMENTS DATING BACK TO JUNE 2000 ONLINE. LOG ON TO THE NEW WEB SITE AND SELECT "HISTORY" FROM THE ACCOUNT DROP-DOWN MENU.

Account Summary As Of 01/28/2005

Client Accounts Protected Up To \$25,000,000

Apex Savings

Your Apex status continues to save you money. You saved an estimated \$40.00 in service fees this month. FREE access to NASDAQ Level II, Streaming News and Advanced Analyzer saves you \$59.97 per month in subscription fees.

Portfolio Summary			Money Balance Summary		
	Current Month Value	% of Long Value	Account Type	Opening Balance	Closing Balance
Stocks	\$619,376	100.0	Margin Account (2)	\$(595,024.18)	\$(112,546.42)
*Long Market Value	\$619,376	100.0	Net Cash Balance	\$(595,024.18)	\$(112,546.42)
Margin Account (2) Balance	\$(112,546)		Total Money Balance	\$(595,024.18)	\$(112,546.42)
*Net Account Value	\$506,830				
*Total Equity	\$506,830				
*Excludes unpriced securities(NP)					

Income Summary		
Description	Current	Year to Date
Margin Interest Charged	\$1,839.90	\$1,839.90

Security Positions					
Acct Type	Quantity	Description	Ticker Symbol	Market Price	Market Value
2	8453	BUTLER INTERNATIONAL INC CM	BUTL	\$4.44	\$37,531
2	56710	DYNAMIC MATERIALS CORP COM	BOOM	10.26	581,845
Total Account Value					\$619,376

Account Activity						
Trade Date	Settle Date	Description	Quantity	Price /Rate	Debit	Credit
		OPENING BAL MARGIN ACCOUNT			\$595,024.18	



DIVISION OF AMERITRADE INC
 PO BOX 2209
 OMAHA NE, 68103-2209
 800-669-3900



Account No.

Your Representative
BB

Statement Period
01/29/2005-02/25/2005

JESSE C STINE

ATLANTA, GA 30305-2148

FREE GAIN/LOSS TRACKING FOR APEX
 WILL BE AVAILABLE THE WEEK OF
 FEB 28. USE IT TO HELP CREATE YOUR
 SCHEDULE D THIS TAX SEASON. GO TO
 BALANCE AND POSITIONS PAGE UNDER
 PORTFOLIO ON THE NEW WEB SITE.

Account Summary As Of 02/25/2005

Client Accounts Protected Up To \$25,000,000

Apex Savings

Your Apex status continues to save you money. You saved an estimated \$40.00 in service fees this month. FREE access to NASDAQ Level II, Streaming News and Advanced Analyzer saves you \$59.97 per month in subscription fees.

Portfolio Summary			Money Balance Summary		
	Current Month Value	% of Long Value	Account Type	Opening Balance	Closing Balance
Stocks	\$2,046,524	100.0	Margin Account (2)	\$(112,546.42)	\$(817,902.13)
*Long Market Value	\$2,046,524	100.0	Net Cash Balance	\$(112,546.42)	\$(817,902.13)
Margin Account (2) Balance	\$(817,902)		Total Money Balance	\$(112,546.42)	\$(817,902.13)
*Net Account Value	\$1,228,622				
*Total Equity	\$1,228,622				
*Excludes unpriced securities(NP)					

Income Summary		
Description	Current	Year to Date
Margin Interest Charged	\$1,270.79	\$3,110.69

Security Positions					
Acct Type	Quantity	Description	Ticker Symbol	Market Price	Market Value
2	35553	BUTLER INTERNATIONAL INC CM	BUTL	\$4.26	\$151,456
2	76310	DYNAMIC MATERIALS CORP COM	BOOM	19.41	1,481,177
2	2000	GURUNET CORP COM	GRU	15.94	31,880
2	20900	HURCO COMPANIES INC COM	HURC	16.341	341,527
2	5800	LMI AEROSPACE COM	LMIA	6.98	40,484
Total Account Value					\$2,046,524

Account Activity



DIVISION OF AMERITRADE INC
 PO BOX 2209
 OMAHA NE, 68103-2209
 800-669-3900



Account No.

Your Representative
BB

Statement Period
02/26/2005-03/25/2005

JESSE C STINE

ATLANTA, GA 30305-2148

FREE GAIN/LOSS TRACKING IS NOW AVAILABLE FOR APEX CLIENTS. USE IT TO HELP CREATE YOUR SCHEDULE D THIS TAX SEASON. GO TO THE NEW WEB SITE'S "BALANCE AND POSITIONS" PAGE UNDER PORTFOLIO.

Account Summary As Of 03/25/2005

Client Accounts Protected Up To \$25,000,000

Apex Savings

Your Apex status continues to save you money. You saved an estimated \$120.00 in service fees this month. FREE access to NASDAQ Level II, Streaming News and Advanced Analyzer saves you \$59.97 per month in subscription fees.

Portfolio Summary			Money Balance Summary		
	Current Month Value	% of Long Value	Account Type	Opening Balance	Closing Balance
Stocks	\$2,610,989	100.0	Margin Account (2)	\$(595,024.18)	\$(1,198,294.18)
*Long Market Value	\$2,610,989	100.0	Net Cash Balance	\$(595,024.18)	\$(1,198,294.18)
Margin Account (2) Balance	\$(1,198,294)		Total Money Balance	\$(595,024.18)	\$(1,198,294.18)
*Net Account Value	\$1,412,695				
*Total Equity	\$1,412,695				
*Excludes unpriced securities(NP)					

Income Summary		
Description	Current	Year to Date
Margin Interest Charged	\$5,898.52	\$5,898.52

Security Positions					
Acct Type	Quantity	Description	Ticker Symbol	Market Price	Market Value
2	30000	ATLAS MNG CO COM COMMON	ALMI	\$1.24	\$37,200
2	13600	CFC INTERNATIONAL, INC COM	CFCI	21.96	298,656
2	7854	DYNAMIC MATERIALS CORP COM	BOOM	37.30	292,954
2	26000	ELAN CORP PLC ADR	ELN	7.41	192,860
2	66201	EVERLAST WORLDWIDE INC COM	EVST	10.09	667,968
2	42800	HURCO COMPANIES INC COM	HURC	14.01	599,628
2	3300	MOD-PAC CORP COM	MPAC	16.10	53,130
2	15780	NAVARRE CORP COM	NAVR	8.19	129,238



DIVISION OF AMERITRADE INC
 PO BOX 2209
 OMAHA NE, 68103-2209
 800-669-3900



Account No.

Your Representative
BB

Statement Period
03/26/2005-04/29/2005

JESSE C STINE
 ATLANTA, GA 30305-2148

GET YOUR COST BASIS CALCULATIONS
 WITH FREE GAIN/LOSS TRACKING!
 INCLUDES WASH SALES AND CAPITAL
 GAINS. GO TO THE NEW WEB SITE'S
 "BALANCE AND POSITIONS" PAGE
 UNDER THE PORTFOLIO MENU.

Account Summary As Of 04/29/2005

Client Accounts Protected Up To \$25,000,000

Apex Savings

Your Apex status continues to save you money. You saved an estimated \$40.00 in service fees this month. FREE access to NASDAQ Level II, Streaming News and Advanced Analyzer saves you \$59.97 per month in subscription fees.

Portfolio Summary			Money Balance Summary		
	Current Month Value	% of Long Value	Account Type	Opening Balance	Closing Balance
Stocks	\$2,716,914	100.0	Margin Account (2)	\$(1,198,294.18)	\$(1,448,139.77)
*Long Market Value	\$2,716,914	100.0	Net Cash Balance	\$(1,198,294.18)	\$(1,448,139.77)
Margin Account (2) Balance	\$(1,448,140)		Total Money Balance	\$(1,198,294.18)	\$(1,448,139.77)
*Net Account Value	\$1,268,774				
*Total Equity	\$1,268,774				
*Excludes unpriced securities(NP)					

Income Summary		
Description	Current	Year to Date
Interest Income Credit Balance	\$105.78	\$105.78
Margin Interest Charged	1,356.77	7,255.29

Security Positions					
Acct Type	Quantity	Description	Ticker Symbol	Market Price	Market Value
2	10700	AMERICAN PHYSICIANS SVCS GRO COM	AMPH	\$12.61	\$134,927
2	14800	CLICK COMMERCE, INC COM	CKCM	9.39	138,972
2	16857	EVERLAST WORLDWIDE INC COM	EVST	6.25	105,356
2	88100	FORWARD INDUSTRIES INC COM	FORD	15.08	1,328,548
2	24600	NAVARRE CORP COM	NAVR	8.00	196,800
2	25	NOVATEL INC COM	NGPS	14.53	363
2	100	TRUE RELIGION APPAREL INC COM	TRLG	14.86	1,486



DIVISION OF AMERITRADE INC
 PO BOX 2209
 OMAHA NE, 68103-2209
 800-669-3900



Account No.

Your Representative
BB

Statement Period
04/30/2005-05/27/2005

JESSE C STINE
 PALM BEACH GARDENS, FL

*TRADE EVEN WHEN YOU'RE NOT
 ONLINE! WITH TRADE TRIGGERS, YOU
 CAN SET UP TRADES TO BE ENTERED
 AUTOMATICALLY WHEN A CERTAIN
 MARKET CONDITION IS MET.*

Account Summary As Of 05/27/2005

Client Accounts Protected Up To \$25,000,000

Apex Savings

Your Apex status continues to save you money. You saved an estimated \$60.00 in service fees this month.
 FREE access to NASDAQ Level II, Streaming News and Advanced Analyzer saves you \$59.97 per month in subscription fees.

Portfolio Summary			Money Balance Summary		
	Current Month Value	% of Long Value	Account Type	Opening Balance	Closing Balance
Stocks	\$2,310,783	100.0	Margin Account (2)	\$(1,198,294.18)	\$(178,082.96)
*Long Market Value	\$2,310,783	100.0	Net Cash Balance	\$(1,198,294.18)	\$(178,082.96)
Margin Account (2) Balance	\$(178,083)		Total Money Balance	\$(1,198,294.18)	\$(178,082.96)
*Net Account Value	\$2,132,700				
*Total Equity	\$2,132,700				
*Excludes unpriced securities(NP)					

Income Summary		
Description	Current	Year to Date
Interest Income Credit Balance	\$226.62	\$226.62
Margin Interest Charged	4,060.63	9,959.15

Security Positions					
Acct Type	Quantity	Description	Ticker Symbol	Market Price	Market Value
2	105000	FORWARD INDUSTRIES INC COM	FORD	\$21.38	\$2,244,900
2	210000	MOBILEPRO CORPORATION COM	MOBL	0.295	61,950
2	550	WIRELESS XCESSORIES GROUP COM	WIRX	7.15	3,933
Total Account Value					\$2,310,783

Account Activity						
Trade Date	Settle Date	Description	Quantity	Price	Debit	Credit



DIVISION OF AMERITRADE INC
 PO BOX 2209
 OMAHA NE, 68103-2209
 800-669-3900



Account No.

Your Representative
BB

Statement Period
05/28/2005-06/24/2005

JESSE C STINE
 PALM BEACH GARDENS, FL

SIMPLIFY THE WAY YOU ACCESS YOUR AMERITRADE ACCOUNTS! OUR NEW LINKED ACCOUNTS FEATURE, EXCLUSIVELY ON THE NEW WEB SITE, LETS YOU ACCESS EACH ACCOUNT THAT YOU OWN WITH A SINGLE USERID AND PASSWORD.

Account Summary As Of 06/24/2005

Client Accounts Protected Up To \$25,000,000

Apex Savings

Your Apex status continues to save you money. You saved an estimated \$100.00 in service fees this month. FREE access to NASDAQ Level II, Streaming News and Advanced Analyzer saves you \$59.97 per month in subscription fees.

Portfolio Summary			Money Balance Summary		
	Current Month Value	% of Long Value	Account Type	Opening Balance	Closing Balance
Stocks	\$3,259,941	100.0	Margin Account (2)	\$(1,198,294.18)	\$(783,516.72)
*Long Market Value	\$3,259,941	100.0	Net Cash Balance	\$(1,198,294.18)	\$(783,516.72)
Margin Account (2) Balance	\$(783,517)		Total Money Balance	\$(1,198,294.18)	\$(783,516.72)
*Net Account Value	\$2,476,424				
*Total Equity	\$2,476,424				
*Excludes unpriced securities(NP)					

Income Summary		
Description	Current	Year to Date
Interest Income Credit Balance	\$226.62	\$226.62
Margin Interest Charged	8,538.12	14,436.64

Security Positions					
Acct Type	Quantity	Description	Ticker Symbol	Market Price	Market Value
2	1000	ELECTRONIC ARTS COM	ERTS	\$57.93	\$57,930
2	75800	ENTRUST INC COM	ENTU	4.94	374,452
2	9	FORWARD INDUSTRIES INC COM	FORD	18.25	164
2	2000	HURCO COMPANIES INC COM	HURC	15.59	31,180
2	1700	IMPERIAL INDUSTRIES INC COM	IPII	16.049	27,283
2	49300	PAINCARE HOLDINGS INC COM	PRZ	4.40	216,920
2	27400	ROYALE ENERGY FDS INC NEW COM	ROYL	8.90	243,860



DIVISION OF AMERITRADE INC
 PO BOX 2209
 OMAHA NE, 68103-2209
 800-669-3900



Account No.

Your Representative
BB

Statement Period
06/25/2005-07/29/2005

JESSE C STINE
 PALM BEACH GARDENS, FL

**TRADE WHEN YOU'RE NOT ONLINE!
 WITH TRADE TRIGGERS, ENTER TRADES
 TO BE SENT AUTOMATICALLY WHEN A
 CERTAIN MARKET CONDITION IS MET.
 GO TO THE TRADE DROP-DOWN MENU
 AND SELECT "TRADE TRIGGERS".**

Account Summary As Of 07/29/2005

Client Accounts Protected Up To \$25,000,000

Apex Savings

Your Apex status continues to save you money. You saved an estimated \$40.00 in service fees this month. FREE access to NASDAQ Level II, Streaming News and Advanced Analyzer saves you \$59.97 per month in subscription fees.

Portfolio Summary			Money Balance Summary		
	Current Month Value	% of Long Value	Account Type	Opening Balance	Closing Balance
Stocks	\$6,472,956	100.0	Short Account (3)	\$0.00	\$174,267.04
*Long Market Value	\$6,472,956	100.0	Margin Account (2)	\$(783,516.72)	\$(2,017,296.34)
*Short Market Value	\$(169,252)		Net Cash Balance	\$(783,516.72)	\$(1,843,029.30)
Short Account (3) Balance	\$174,267		Total Money Balance	\$(783,516.72)	\$(1,843,029.30)
Margin Account (2) Balance	\$(2,017,296)				
*Net Account Value	\$4,460,675				
*Total Equity	\$4,460,675				
*Excludes unpriced securities(NP)					

Income Summary		
Description	Current	Year to Date
Interest Income Credit Balance	\$17.96	\$244.58
Margin Interest Charged	3,958.36	18,395.00

Security Positions					
Acct Type	Quantity	Description	Ticker Symbol	Market Price	Market Value
2	92975	AMKOR TECHNOLOGIES INC COM	AMKR	\$4.66	\$433,264
2	7600	CLICK COMMERCE, INC COM	CKCM	28.32	215,232
2	39350	DXP ENTERPRISES INC COM	DXPE	14.2399	560,340
2	84206	FORWARD INDUSTRIES INC COM	FORD	26.75	2,252,511
2	14400	JONES SODA CO COM	JSDA	5.30	76,320
2	35900	MEDIFAST INC COM	MED	6.25	224,375

Investment
Portfolio Report

report period: 07/30/05 -08/26/05



account #

Account registration:

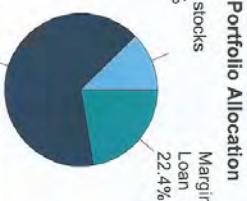
JESSE C STINE
10001 M BEACH GARDENS, FL

800-669-3900
AMERITRADE
DIVISION OF AMERITRADE INC
PO BOX 2209
OMAHA, NE 68103-2209

Announcements:
TRADE WHEN YOU'RE NOT ONLINE!
WITH TRADE TRIGGERS, ENTER TRADES
TO BE SENT AUTOMATICALLY WHEN A
CERTAIN MARKET CONDITION IS MET.
GO TO THE TRADE DROP-DOWN MENU
AND SELECT "TRADE TRIGGERS".

Portfolio Summary

Investment	Current Value	Prior Value	Period Change	% Change	Estimated Income	Estimated Yield	Portfolio Allocation
Margin Loan	(\$2,978,148.64)	(\$2,017,296.34)	(\$960,852.30)	(47.6)%	-	-	22.4%
Short balance	1,678,782.35	174,267.04	1,504,515.31	863.3%	-	-	12.4%
Stocks	8,665,907.37	6,472,955.43	2,192,951.94	33.9%	-	-	65.2%
Short stocks	(1,652,900.00)	(169,252.00)	(1,483,648.00)	(876.6)%	-	-	12.4%
Bonds	-	-	-	-	-	-	-
Options	-	-	-	-	-	-	-
Short options	-	-	-	-	-	-	-
Mutual funds	-	-	-	-	-	-	-
Other	-	-	-	-	-	-	-
Total	\$5,713,641.08	\$4,460,674.13	\$1,252,966.95	28.1%	\$ 0.00	-	100.0%



Margin Equity

46.0%

Cash Activity Summary

Current YTD

	Current	YTD	Income & Expense Summary	Taxable	Non-Taxable	YTD	Performance Summary	YTD
Opening balance	(\$1,843,029.30)	(\$595,024.18)	Income	-	-	-	Cost basis as of - 08/26/05	(\$1,982,319.54)
Securities purchased	(17,863,448.20)	(59,793,329.46)	Dividends	-	-	-	Realized gains*	0.00
Securities sold	18,421,704.35	59,329,230.91	Interest	16.10	-	260.68	Realized losses*	0.00
Funds deposited	-	-	Other	-	-	-	Unrealized gains	3,310,117.36
Funds disbursed	(9,000.00)	(216,500.00)	Expense	-	-	-	Unrealized losses	(19,229.82)
Income	16.10	260.68	Interest	(\$5,609.24)	-	(\$24,004.24)	Funds deposited/(disbursed)	(216,500.00)
Expense	(5,609.24)	(24,004.24)	Fees	-	-	-	Income/(expense)	(23,743.56)
Other	-	-	Other	-	-	-	Securities received/(delivered)	0.00
Closing balance	\$1,299,366.29	(\$1,299,366.29)	Net	(\$5,593.14)	\$ 0.00	(\$23,743.56)		

*Cost Basis Information will be available in 2006

account # ()

Investment
Portfolio Report
 report period: 08/27/05 -09/30/05



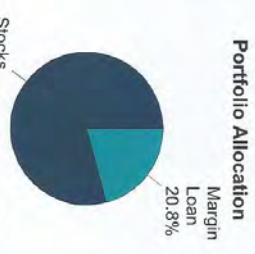
Account registration:
 JESSE C STINE
 PALM BEACH GARDENS, FL

800-689-3900
 AMERITRADE
 DIVISION OF AMERITRADE INC
 PO BOX 2209
 OMAHA, NE 68103-2209

Announcements:
 TRADE WHEN YOU'RE NOT ONLINE!
 WITH TRADE TRIGGERS, ENTER TRADES
 TO BE SENT AUTOMATICALLY WHEN A
 CERTAIN MARKET CONDITION IS MET.
 GO TO THE TRADE DROP-DOWN MENU
 AND SELECT "TRADE TRIGGERS".

Portfolio Summary

Investment	Current Value	Prior Value	Period Change	% Change	Estimated Income	Estimated Yield	Portfolio Allocation
Margin Loan	(\$2,070,277.55)	(\$2,978,148.64)	\$907,871.09	30.5%	-	-	20.8%
Short balance	-	1,678,782.35	(1,678,782.35)	(100.0)%	-	-	-
Stocks	7,874,814.92	8,665,907.37	(791,092.45)	(9.1)%	-	-	79.2%
Short stocks	-	(1,652,900.00)	1,652,900.00	100.0%	-	-	-
Bonds	-	-	-	-	-	-	-
Options	-	-	-	-	-	-	-
Short options	-	-	-	-	-	-	-
Mutual funds	-	-	-	-	-	-	-
Other	-	-	-	-	-	-	-
Total	\$5,804,537.37	\$5,713,641.08	\$90,896.29	1.6%	\$ 0.00	-	100.0%



Cash Activity Summary

	Current	YTD	Income & Expense Summary	Taxable	Non-Taxable	YTD	Performance Summary	YTD
Opening balance	(\$1,299,366.29)	(\$595,024.18)	Income	-	-	-	Cost basis as of - 09/30/05	\$6,589,529.98
Securities purchased	(21,480,762.01)	(81,274,091.47)	Dividends	-	-	-	Realized gains*	0.00
Securities sold	20,761,519.04	80,090,749.95	Interest	11,830.04	-	12,090.72	Realized losses*	0.00
Funds deposited	-	-	Other	-	-	-	Unrealized gains	1,848,608.54
Funds disbursed	(40,000.00)	(256,500.00)	Expense	-	-	-	Unrealized losses	(639,971.60)
Income	11,830.04	12,090.72	Interest	(\$23,438.33)	-	(\$47,442.57)	Funds deposited/(disbursed)	(256,500.00)
Expense	(23,438.33)	(47,442.57)	Fees	-	-	-	Income/(expense)	(35,351.85)
Other	(60.00)	(60.00)	Other	-	-	-	Securities received/(delivered)	0.00
Closing balance	\$2,070,277.55	(\$2,070,277.55)	Net	(\$11,608.29)	\$ 0.00	(\$35,351.85)		

*Cost Basis Information will be available in 2006

account #1

Investment
Portfolio Report
 report period: 10/01/05 - 10/28/05



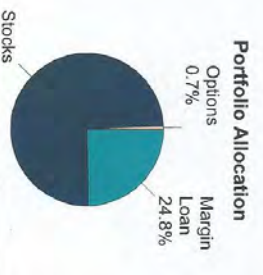
Account registration:
 JESSE C STINE
 PALM BEACH GARDENS, FL

800-669-3900
 AMERITRADE
 DIVISION OF AMERITRADE INC
 PO BOX 2209
 OMAHA, NE 68103-2209

Announcements:
 GET YOUR COST BASIS CALCULATIONS
 WITH FREE GAIN/LOSS TRACKING!
 INCLUDES WASH SALES AND CAPITAL
 GAINS. GO TO THE NEW WEB SITE'S
 "BALANCE AND POSITIONS" PAGE
 UNDER THE PORTFOLIO MENU!

Portfolio Summary

Investment	Current Value	Prior Value	Period Change	% Change	Estimated Income	Estimated Yield	Portfolio Allocation
Margin Loan	(\$2,163,703.64)	(\$2,070,277.55)	(\$93,426.09)	(4.5)%	-	-	24.8%
Short balance	-	-	-	-	-	-	-
Stocks	6,502,472.88	7,874,814.92	(1,372,342.04)	(17.4)%	-	-	74.5%
Short stocks	-	-	-	-	-	-	-
Bonds	-	-	-	-	-	-	-
Options	60,000.00	-	-	-	-	-	0.7%
Short options	-	-	-	-	-	-	-
Mutual funds	-	-	-	-	-	-	-
Other	-	-	-	-	-	-	-
Total	\$4,398,769.24	\$5,804,537.37	(\$1,405,768.13)	(24.2)%	\$ 0.00	-	100.0%



Margin Equity 46.0%

Cash Activity Summary

	Current	YTD
Opening balance	(\$2,070,277.55)	(\$595,024.18)
Securities purchased	(7,019,003.09)	(88,293,094.56)
Securities sold	6,934,867.24	87,025,617.19
Funds deposited	-	-
Funds disbursed	-	(256,500.00)
Income	44.57	305.25
Expense	(9,334.81)	(44,947.34)
Other	-	(60.00)
Closing balance	\$2,163,703.64	(\$2,163,703.64)

Income & Expense Summary

	Income	Expense	Net
Income			
Dividends	-	-	-
Interest	44.57	-	44.57
Other	-	-	-
Expense			
Interest	-	(39,334.81)	(39,334.81)
Fees	-	-	-
Other	-	(60.00)	(60.00)
Net	(\$9,290.24)	\$ 0.00	(\$9,290.24)

Performance Summary

	YTD
Cost basis as of - 10/28/05	\$3,130,030.71
Realized gains*	0.00
Realized losses*	0.00
Unrealized gains	1,480,831.32
Unrealized losses	(515,392.35)
Funds deposited/(disbursed)	(256,500.00)
Income/(expense)	(44,642.09)
Securities received/(delivered)	0.00

*Cost Basis Information will be available in 2006

account #

Investment
Portfolio Report
 report period: 10/29/05 - 11/25/05



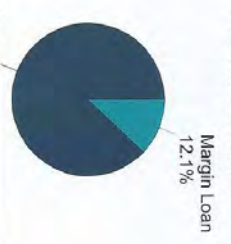
Account registration:
 JESSE C. STINE
 PALM BEACH GARDENS, FL

800-669-3900
 AMERITRADE
 DIVISION OF AMERITRADE INC
 PO BOX 2209
 OMAHA, NE 68103-2209

Announcements:
 GET YOUR COST BASIS CALCULATIONS
 WITH FREE GAIN/LOSS TRACKING!
 INCLUDES WASH SALES AND CAPITAL
 GAINS. GO TO THE NEW WEB SITE'S
 "BALANCE AND POSITIONS" PAGE
 UNDER THE PORTFOLIO MENU.

Portfolio Summary

Investment	Current Value	Prior Value	Period Change	% Change	Estimated Income	Estimated Yield	Portfolio Allocation
Margin Loan	(\$675,070.10)	(\$2,163,703.64)	\$1,488,633.54	68.8%	-	-	12.1%
Short balance	-	-	-	-	-	-	-
Stocks	4,906,557.48	6,502,472.88	(1,595,915.40)	(24.5)%	-	-	87.9%
Short stocks	-	-	-	-	-	-	-
Bonds	-	-	-	-	-	-	-
Options	-	60,000.00	(60,000.00)	(100.0)%	-	-	-
Short options	-	-	-	-	-	-	-
Mutual funds	-	-	-	-	-	-	-
Other	-	-	-	-	-	-	-
Total	\$4,231,487.38	\$4,398,769.24	(\$167,281.86)	(3.8)%	\$ 0.00	-	100.0%



Margin Equity 100.0%

Cash Activity Summary

	Current	YTD	Income & Expense Summary	Taxable	Non-Taxable	YTD	Performance Summary	YTD
Opening balance	(\$2,163,703.64)	(\$595,024.18)	Income	-	-	-	Cost basis as of - 11/25/05	\$1,065,970.90
Securities purchased	(25,550,794.09)	(113,843,888.65)	Dividends	-	-	-	Realized gains*	0.00
Securities sold	27,061,518.80	114,087,135.99	Interest	34.29	-	339.54	Realized losses*	0.00
Funds deposited	-	-	Other	-	-	-	Unrealized gains	41,277.75
Funds disbursed	(10,000.00)	(266,500.00)	Expense	-	-	-	Unrealized losses	(202,738.08)
Income	34.29	339.54	Interest	(\$12,125.46)	-	(\$57,072.80)	Funds deposited/(disbursed)	(266,500.00)
Expense	(12,125.46)	(57,072.80)	Fees	-	-	-	Income/(expense)	(56,733.26)
Other	-	(60.00)	Other	-	-	-	Securities received/(delivered)	0.00
Closing balance	\$675,070.10	(\$675,070.10)	Net	(\$12,091.17)	\$ 0.00	(\$56,733.26)	*Cost Basis Information will be available in 2006	

Investment
Portfolio Report

report period: 11/26/05 -12/30/05



account # ()

Account registration:

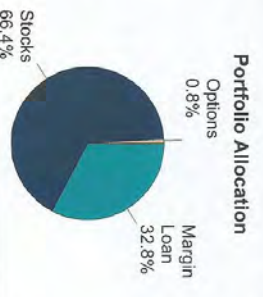
JESSE C STINE
PALM BEACH GARDENS, FL

800-869-3900
AMERITRADE
DIVISION OF AMERITRADE INC
PO BOX 2209
OMAHA, NE 68103-2209

Announcements:
GET YOUR COST BASIS CALCULATIONS WITH FREE GAIN/LOSS TRACKING! INCLUDES WASH SALES AND CAPITAL GAINS. GO TO THE NEW WEB SITES "BALANCE AND POSITIONS" PAGE UNDER THE PORTFOLIO MENU.

Portfolio Summary

Investment	Current Value	Prior Value	Period Change	% Change	Estimated Income	Estimated Yield	Portfolio Allocation
Margin Loan	(\$4,186,374.07)	(\$675,070.10)	(\$3,511,303.97)	(520.1)%	-	-	32.8%
Short balance	-	-	-	-	-	-	-
Stocks	8,473,556.98	4,906,557.48	3,566,999.50	72.7%	18,388.00	0.2%	66.4%
Short stocks	-	-	-	-	-	-	-
Bonds	-	-	-	-	-	-	-
Options	105,000.00	-	-	-	-	-	0.8%
Short options	-	-	-	-	-	-	-
Mutual funds	-	-	-	-	-	-	-
Other	-	-	-	-	-	-	-
Total	\$4,392,182.91	\$4,231,487.38	\$160,695.53	3.8%	\$18,388.00	0.4%	100.0%



Margin Equity 46.0%

Cash Activity Summary

	Current	YTD
Opening balance	(\$675,070.10)	(\$595,024.18)
Securities purchased	(28,587,407.96)	(142,431,296.61)
Securities sold	25,086,207.84	139,173,343.83
Funds deposited	-	-
Funds disbursed	(10,000.00)	(276,500.00)
Income	-	339.54
Expense	(12,228.85)	(69,301.65)
Other	12,125.00	12,065.00
Closing balance	\$4,186,374.07	(\$4,186,374.07)

Income & Expense Summary

	Income	Expense	Taxable	Non-Taxable	YTD
Income	339.54	-	-	-	339.54
Interest	-	-	-	-	-
Other	-	-	-	-	-
Expense	(\$12,228.85)	(\$69,301.65)	(\$12,228.85)	(\$69,301.65)	(\$88,530.50)
Fees	-	-	-	-	-
Other	-	-	-	-	-
Net	(\$12,228.85)	\$ 0.00	(\$12,228.85)	\$ 0.00	(\$12,228.85)

Performance Summary

	YTD
Cost basis as of - 12/30/05	\$9,569,971.55
Realized gains*	0.00
Realized losses*	0.00
Unrealized gains	482,951.91
Unrealized losses	(2,310,894.48)
Funds deposited/(disbursed)	(276,500.00)
Income/(expense)	(68,962.11)
Securities received/(delivered)	0.00

*Cost Basis Information will be available in 2006

account #

Investment
Portfolio Report
 report period: 12/31/05 - 01/27/06



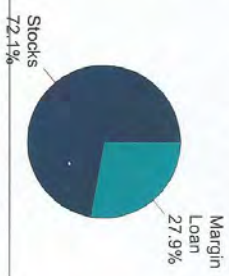
Account registration:
 JESSE C STINE
 PALM BEACH GARDENS, FL

800-689-3900
 AMERITRADE
 DIVISION OF AMERITRADE INC
 PO BOX 2209
 OMAHA, NE 68103-2209

Announcements:
 TAX TIME - JUST GOT EASIER!
 ACCESS FORMS, TOOLS AND NEWS
 BY SELECTING "TAX CENTER"
 UNDER ACCOUNT.

Portfolio Summary

Investment	Current Value	Prior Value	Period Change	% Change	Estimated Income	Estimated Yield	Portfolio Allocation	Portfolio Allocation
Margin Loan	(\$4,044,867.02)	(\$4,186,374.07)	\$141,507.05	3.4%	-	-	27.9%	Margin Loan 27.9%
Short balance	(7,345.28)	-	-	-	-	-	-	
Stocks	10,433,560.52	8,473,556.98	1,960,003.54	23.1%	16,748.00	0.2%	72.1%	Stocks 72.1%
Short stocks	-	-	-	-	-	-	-	
Bonds	-	-	-	-	-	-	-	
Options	-	-	-	-	-	-	-	
Short options	-	-	-	-	-	-	-	
Mutual funds	-	-	-	-	-	-	-	
Other	-	-	-	-	-	-	-	
Total	\$6,381,348.22	\$4,392,182.91	\$1,989,165.31	45.3%	\$16,748.00	0.3%	100.0%	



Margin Equity 46.0%

Cash Activity Summary

	Current	YTD	Income & Expense Summary	Taxable	Non-Taxable	YTD	Performance Summary	YTD
Opening balance	(\$4,186,374.07)	(\$4,186,374.07)	Income				Cost basis as of - 01/27/06	\$2,059,287.92
Securities purchased	(33,938,656.97)	(33,938,656.97)	Dividends	\$4,597.00	-	\$4,597.00	Realized gains*	0.00
Securities sold	34,105,957.41	34,105,957.41	Interest	470.54	-	470.54	Realized losses*	0.00
Funds deposited	-	-	Other	-	-	-	Unrealized gains	0.00
Funds disbursed	(25,000.00)	(25,000.00)	Expense	-	-	-	Unrealized losses	(803,212.92)
Income	5,067.54	5,067.54	Interest	(\$13,206.21)	-	(\$13,206.21)	Funds deposited/(disbursed)	(25,000.00)
Expense	(13,206.21)	(13,206.21)	Fees	-	-	-	Income/(expense)	(8,138.67)
Other	-	-	Other	-	-	-	Securities received/(delivered)	0.00
Closing balance	\$4,052,212.30	(\$4,052,212.30)	Net	(\$8,138.67)	\$ 0.00	(\$8,138.67)		

*Cost Basis Information will be available in 2006